




Ideas and activities for you to do at home after reading together.



“What the Ladybird Heard” and “What the Ladybird Heard Next” by Julia Donaldson and Lydia Monks

All activities could be done without the book!



Other linked stories to read and enjoy. Our activities can be used with these books too!





Kim's Game!

In the story "What the Ladybird Heard Next" the two baddies keep on stealing eggs from the hen.

Play Kim's game by laying out different chocolate eggs (or eggs you have made yourself in our past activities) on a tray or on a flat surface. Cover with a cloth. Grown ups take one away. Lift off cloth. Children tell us which one has gone.


Talking Together

Make sure your eggs are different shapes, sizes and colours to get the most out of this activity. You could even design new eggs with the template on the last page here. Or use your designer ones from last week!




When we talk together help your child describe which one has been stolen!


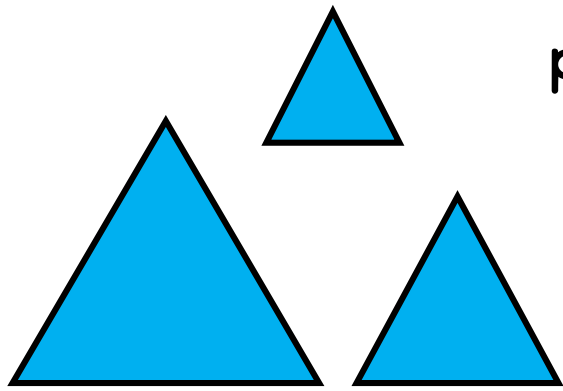
E.g. the biggest one, the one with the zig zags, the one with the repeating pattern.



Talking Together



Instead of using eggs you could take this further to help learning shapes by making simple 2D shapes from paper together and using them in the same way. Make different sizes and colours to help with scissor and fine motor skills. Remember to discuss properties like sides and size.



Eggs!

